


Fly Patterns



The Ice Prince


- Bead: Rainbow Bead Size depends on the hook
- Hook: 2x long, 2x strong nymph hook size 10-16
- Dubbing: Mix of olive, rust, and peacock ice dubbing (take the dubbing and mix all of them together to give the fly a different look and color depending where the light is reflecting on the fly)
- Ribbing: Medium Copper Wire
- Leg: Medium rubber legs in the color combination of your choice, but for the picture we used brown and white
- Hackle: Saddle Hackle in Furnace or dark brown



Crystal Meth


This fly works particularly well in the spring when the annual Red Horse sucker spawning run is happening on many of the rivers in the Great Lakes Region.

- Hook: Curved Caddis/Nymph Hook 2x Strong
- Egg: Sparkle Braid (Color of your choice) for the Crystal Meth. Use Angora Yarn for the Sucker Spawn. Loop sparkle braid on both sides of the hook to create the look of an egg cluster.



Rubber Stone

- Hook: 2x strong, 2X long nymph hook Size 10-14
- Weight: Wrap the middle of the body in .20 lead or lead free wire
- Legs: Black Goose Biots
- Ribbing: Black Larva Lace (Large)
- Dubbing: Black Peacock Ice Dub (Cover around 2/3 of the hook shank with this)
- Thorax: Black Senyo Shaggy Dubbing
- Shell Back: Black Swiss Straw, and 1 strand of Pearl Lateral Scale



Blood Dot Egg

- Hook: Egg hook in size 8-10
- Egg: Egg Yarn or McFly Foam in the color of your choice
- Blood Dot: Cerise, or the color of your choice